

Implants Seminar

Implant Programme

DentalSupply



KISPLANT

S.L.A Surface

Keep placement stably

Integrated structure for high Compatibility

Simple & User friendly design



Course Lecturer



- Name: Dr. Cheol Woong Jeong
- Education
 - Graduated School of Dentistry, Chonnam National University, Periodontics, PhD.
- Present
 - CEO of KUWOTECH Co., Ltd.
 - Director of MIR Dental Hospital in Gwangju, Korea

- Career

- Visiting Professor - Chonnam National University, School of Dentistry
- Visiting Scholar – 2005~2006 UCLA, School of Dentistry
- Faculty member of KAP (Korean Academy of Periodontology)
- Director of Implant & Periodontic at MINEC Education Center
- Member of NAG (National Aesthetic Group)
- Director of ICOI Korea
- Chief Director of Bio-material Industry-Academic Cooperation Foundation

- Dr Jeong has been doing 100s -150s of implant cases per month for a long time

Registration

- Upcoming Seminar Information
 - <http://dentalsupply.com.my/academy/course/view.php?id=13>
- Registration Form
 - Name: _____
 - Clinic Name and address: _____
 - Mobile: _____ Email: _____
 - Implant Experience: _____
 - Payment: Maybank 564605203928
 - Email the form & receipt: orders@dentalsupply.com.my
 - Contact: Dr Jasmine Lee. Mobile/ Whats app: 016-232 6431

Basic Implant course

Basic Implant course

- Learn the implant techniques and protocols used by implant-gearred dental practices in Korea.
- Each participant will place 3 implants.
- Program features a live surgery, demonstrating the continual emergent trend of reducing the invasive nature of implant surgery and increasing procedure efficiency.
- Hands-On (Drilling, Incision & Flap Design, Suture Technique, Placement of 3 implants)

Course Summary

- Cost fee
 - RM7,000
- Inclusive of
 - Implant course with a certificate
 - Hotel 5 nights (2 persons/room)
 - Meal, Transportation and Korean Tour
 - Implant Surgical Kit
 - Torque wrench
 - 2 Fixtures
 - Plane Ticket (20KG baggage, Meal, AirAsia travel insurance)
 - Study Model

Course Content

- Introduction to implant system
 - Implantology: past, present and future - implant terminology and component, materials used, long term clinical results
 - Scientific Rationale for implant treatment – concept of osseointegration, role of dental implant in restorative dentistry,
 - Biomechanical principles and aspects of dental implants - Understanding Various Modern Implant System Concepts - Morse tapered and Hexed Based Implant System, surface area – size vs length, forces and its influence on design – threads, shapes and rationale of implant design and surface treatment.

Course Content

- Introduction to implant surgery
 - Anatomical basis of oral cavity for Implant Selection and Positioning and surgical considerations.
 - Medical and local conditions and implant therapy, bone biology
 - Preoperative Diagnosis & Treatment Planning: restorative-driven treatment planning (study models and diagnostic wax-up), Patient selection & communication, planning for surgical template, two-staged vs single stage surgeries

Course Content

■ Treatment Planning

- Implant retained restorative options for dentate and edentulous patients
- Long term studies and factors affecting success and failure of implant treatment
- Surgical template – what available? what can be used/utilize for surgical stent
- Temporization – what available? abutment for temporization

Course Content

- Surgical aspect of Implant Dentistry and its protocols
 - Preoperative Preparation: surgical armamentarium, asepsis principles of implant surgeries
 - Patient assessment: risk assessment of patient indicated for dental implants - systemic and local conditions, assessment of local anatomies,
 - Post-surgical complications and its management: common surgical complications – post-op instructions, and medications
- Implant complications
 - Early and late failures
 - Management of implant complications and failures

Course Content

- **Hands-on: Mn. Posterior, Mx. Posterior & Anterior**
 - Surgical hands-on – up to half a day to 1 day
 - Fixture placement exercise - (on model).
 - Suturing exercise
- **Demo: Live surgery**

Implant and GBR training course

Implant and GBR training course

- Learn the implant techniques and protocols used by implant-gearred dental practices in Korea.
- The course expects that participants to have the ability to handle surgical motor and surgical kit.
- Each participant will place 5 implants.
 - This course combines hands-on **workshop** with **pig jaws** to cover variety implant related surgical procedures: implant placement, immediate implant placement etc.
- In addition, live videos will be used to illustrate these procedures.



Course Content

- Principle of the GBR; 7 Keys to Success GBR!
- Immediate Implant & GBR Materials
- Hands on - Immediate Implant
- Narrow Implant in Low anterior area
- Hands on - GBR
- Live Surgery

Course Fee – 7000 Package

- Cost fee: RM7,000
- Inclusive of
 - Implant course with a certificate
 - Hotel 5 nights (2 persons/room)
 - Meal, Transportation and Korea Tour
 - Implant Surgical Kit
 - Torque wrench
 - 2 Fixtures
 - Plane Ticket (20KG baggage, Meal, AirAsia travel insurance)
 - Study Model

Things to know

Course Schedule for GBR course

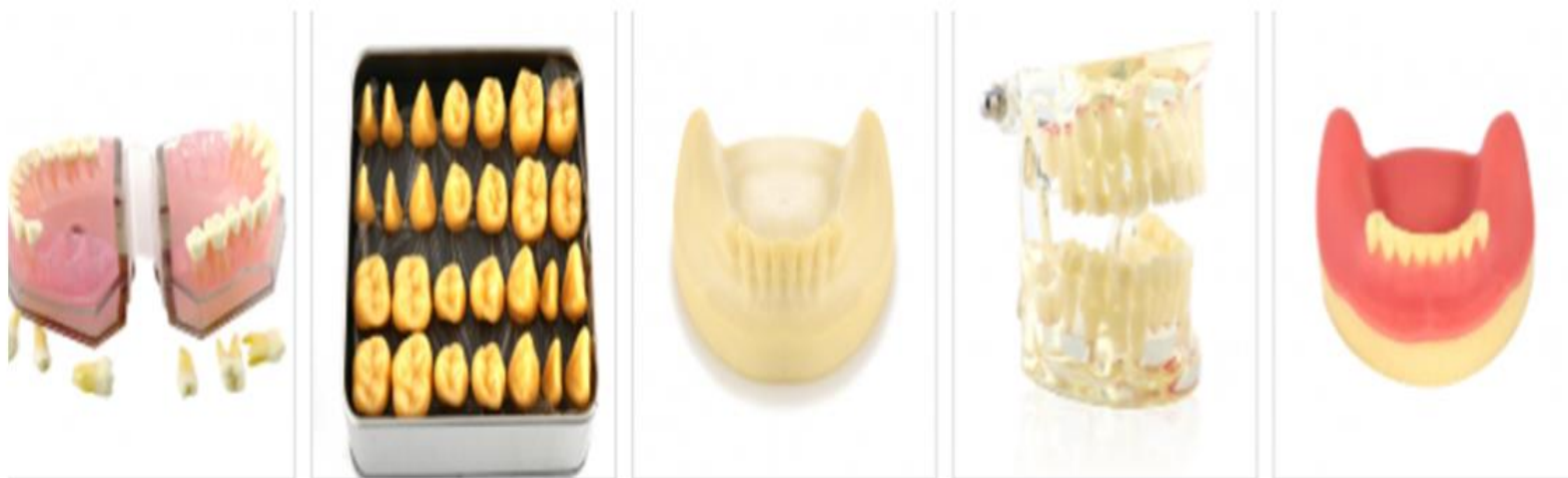
Day1	Day2	Day3	Day4	Day5	Day6
01:00 KL depart 08:20 Incheon arrive 13:00 Move to Gwangju, Hotel Check-in	09:00 Principle of the GBR	09:00 Seminar at Mir dental hospital Sangmu-dong Gwangju, South Korea	Kuwotech factory visit Move to Seoul	11:00 – 17:00 Korea Tour	16:25 Incheon depart to Kuala Lumpur
	10:40 Tea Break	10:30 Tea Break			
	12:00 Lunch	12:30 Lunch			
	13:00 Immediate Implant 14:50 Immediate Implant Practice	13:30 GBR practice	Hotel Check-in Seoul, Seoul Tour (free style)		
	18:30 Dinner	18:30 Dinner			

The Kuwotech Implant Seminar






- Course venue: MIR Dental Hospital in Gwangju, Korea
- Certificate: Receive certification in Implant Dentistry from Kuwotech
- Guidelines for Cancellation of Class due to Low Enrollment
 - If the **course enrolment** does not meet **minimum class** size (15), the alternative courses are offered for next schedule until it meets minimum size.

Implant Fixture Placement in models

- This user-friendly, hands-on course will help the participants to place implant fixtures using dental model




Tools you need to bring with

Instrument	Photo
Periosteal elevator	
Blade Holder	
Needle Holder	
Scissors	
Tweezers, Dressing Forceps	

Mir dental hospital

- 231, Uncheon-ro, Seo-gu, Gwangju, 61948, KOREA
- Tel: +82-62-600-2800
- Web: <http://mirdental.net/>



Meal plan

	Name	Menu
Day1 (Sun)	Breakfast	Provided (Meal on board)
	Lunch	Not provided, At highway rest area for simple lunch on the way to Gwangju at own expenses
	Dinner	Provided
Day2 (Mon)	Breakfast, Lunch, Dinner	All provided. Lunch: Lunch Box
Day3 (Tue)	Breakfast, Lunch	ProvidedLunch: Lunch Box
	Dinner	Not Provided at own expenses
Day4 (Wed)	Breakfast, Lunch	Provided
	Dinner	Not Provided at own expenses
Day5 (Thu)	Breakfast	Provided
	Lunch, Dinner	Not Provided at own expenses
Day6 (Fri)	Breakfast	Provided

Transportation plan with Seoul Tour

	Name	Menu
Day1 (Sun)	To Gwangju	Hired Bus (Inclusive)
Day4 (Wed)	To Seoul	Hired Bus (Inclusive)
Day5 (Thu)	To Everland	Bus or Subway (Inclusive)
Day6 (Fri)	To Incheon Airport	Airport limousine Bus or Airport Train at own expenses

Weather and others

- You can check the temperature on the internet
 - Gwangju, South Korea
 - <http://www.accuweather.com/en/kr/gwangju/223627/weather-forecast/223627>
- There is internet at hotel and seminar room
- Or you can rent an olleh wifi egg at the airport.
 - http://roaming3.cyberairport.kr/web/inbound/_service/eng/rent/wibro.asp
- Dress code
 - You are expected to wear smart casual during the seminar

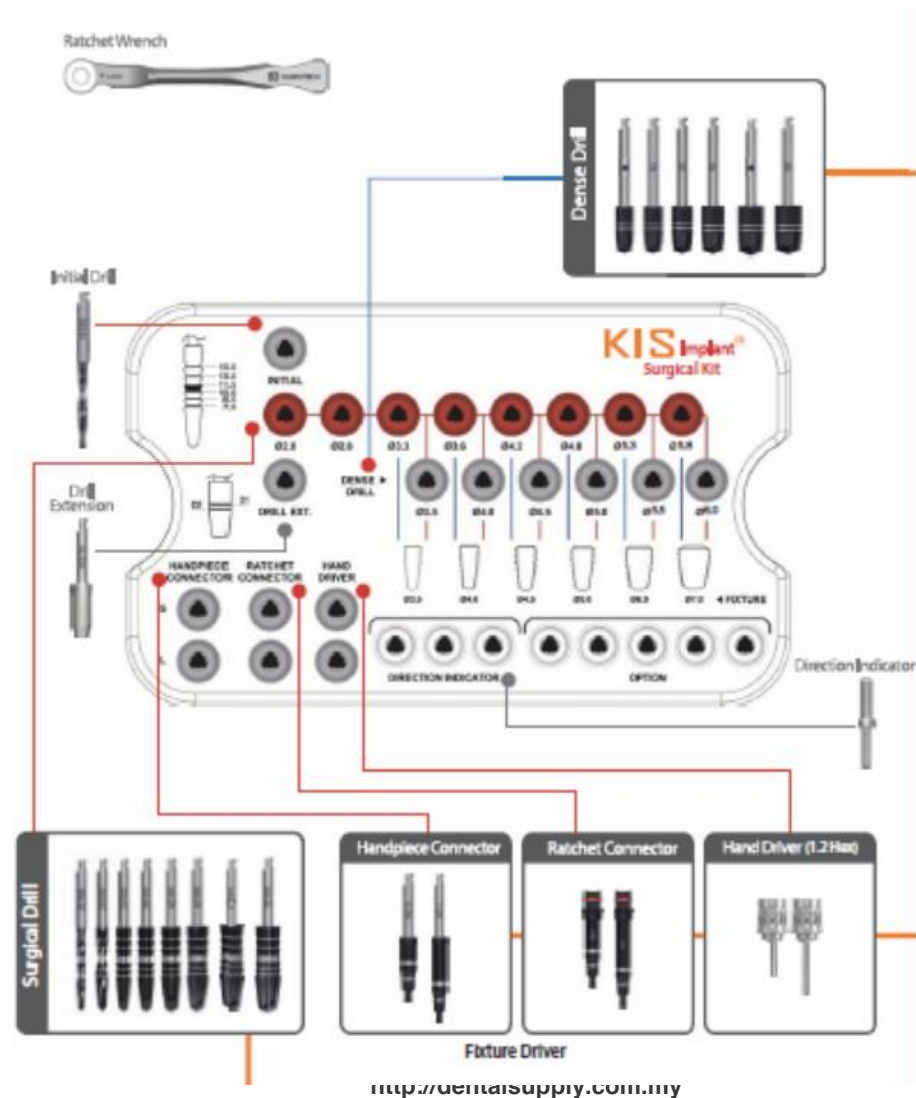
Weather and others

- Electricity and Voltage: The standard voltage in **Korea** is 220 volts. The **outlet** has two round holes.



KISPLANT

Surgical Kit



Brochure & Warranty

- **Brochure:**

<http://dentalsupply.com.my/dentalsupply/implant/kisplant/>

- **Quality Certifications And Standards**

- International: ISO 13485 – Management System Certification for Medical Device Manufacturers
- EU: CE Certificate
- Korea: Korea Good Manufacturing Practice (KGMP)
- Malaysia: Good Distribution Practice for Medical Device (GDPMD)

- **Lifetime warranty** (i.e. one to one exchange for any fail implant with no questions asked).

Korean Tour

Sightseeing Option

- Option will be chosen by majority vote of participants before leaving
 - Option1: Everland Theme Park
 - Option2: Nami Island+Petite France+N Seoul tower
 - Option3: Muju Ski Resort Package



Everland Theme Park

- Package includes:
 - Round Trip Bus Tickets
 - Daily Pass To Everland
 - Access to all rides (except coin-operated or note-operated rides)
 - All Day Admission to Hoam Gallery

Nami Island+Petite France+N Seoul tower

- **Destination:** Gapyeong, Gyeonggi
- **Time:** 08:00 ~ 17:30
- **Inclusion**
 - Hotel Pick up/ Send off
 - Nami Island Entrance ticket (ferry fare)
 - Petite France Entrance ticket
 - Lunch(Dakgalbi)
 - Marionette Performance at Petite France(Free)
 - N Seoul Tower(Namsan)

Everland Theme Park

- Everland is a theme park at the Everland Resort in Yongin, a city in Gyeonggi-do province, South Korea.
- Everland is South Korea's largest theme park. With 7.3 million visitors, Everland ranked sixteenth in the world for amusement park attendance in 2014. Along with its main attractions, Everland includes a zoo and a water park known as Caribbean Bay.



Everland - Attractions



T Express

Zone : European Adventure



Amazon Express

Zone : Zootopia



Thunder Falls

Zone : Magic Land



Kizcovery

Zone : American Adventure



Magic Cookie House

Zone : Magic Land



Pride in Korea

Zone : American Adventure



Lost Valley

Zone : Zootopia



Rolling X-Train

Zone : American Adventure



Safari World

Zone : Zootopia



K-POP Hologram

Zone : Global Fair



Pororo 3D Adventure

Zone : Global Fair



Columbus Adventure

Zone : American Adventure

Everland - Attractions



Double Rock Spin
Zone : American Adventure



Let's Twist
Zone : American Adventure



Space Tour
Zone : European Adventure



Play Yard
Zone : Magic Land



Hurricane
Zone : American Adventure



Championship Rodeo
Zone : American Adventure



Royal Jubilee Carousel
Zone : European Adventure



Lily Dance
Zone : Magic Land



Secret Jouju Airplane
Zone : Magic Land



Racing Coaster
Zone : Magic Land



Rotating House
Zone : European Adventure



Peter Pan
Zone : Magic Land

Nami Island+Petite France+N Seoul tower

- **Destination:** Gapyeong, Gyeonggi
- **Time:** 08:00 ~ 17:30
- **Inclusion**
 - Hotel Pick up/ Send off
 - Nami Island Entrance ticket (ferry fare)
 - Petite France Entrance ticket
 - Lunch(Dakgalbi)
 - Marionette Performance at Petite France(Free)
 - N Seoul Tower(Namsan)

Nami Island

Nami Island is one of the most famous Islands in Korea due to its existence in Korea's classic drama 'Winter Sonata,' which first aired back in January of 2002. The drama's popularity has increased the popularity of Nami Island as well. You will visit this Nami Island located in the middle of the North Han River which is the half-moon shaped island to enjoy the natural scenery and also will visit the popular drama scene location for 'Winter Sonata' as described above.




Petite France

The concept of Petite France encapsulates ‘flowers, stars, and the Little Prince.’ The village contains a memorial hall dedicated to Saint-Exupery, the author of the celebrated French novel, *Le Petit Prince* and as such it is called the Little Prince theme park. It also has a gallery displaying sculptures and paintings of le coq gaulois (the Gallic rooster), the national symbol of France; Orgel House where a 200-year-old music box plays a sweet melody; a shop that sells herbal and aromatic products; a souvenir shop; and many other locales where you can experience French culture.



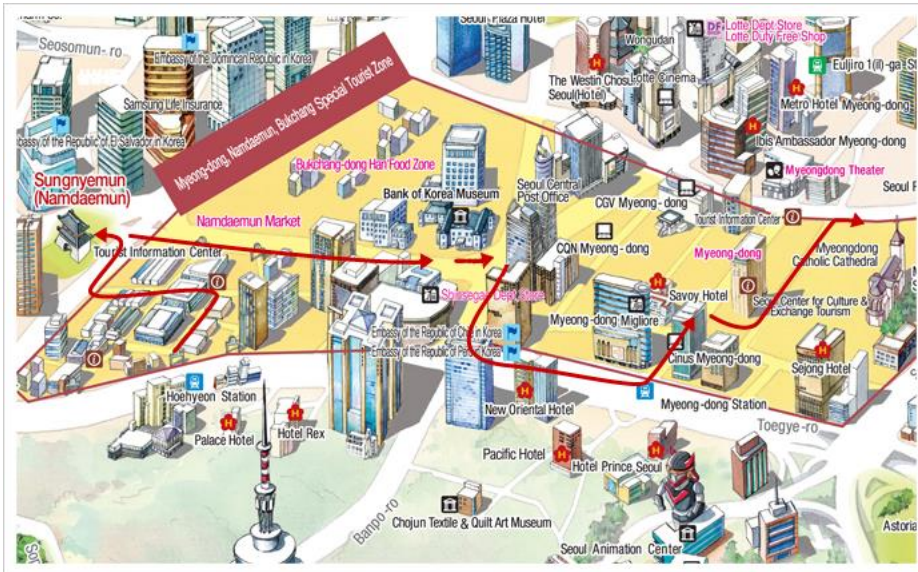
N Seoul Tower (Namsan tower)

Seoul Tower opened to the public on October 15, 1980 and has since become a major tourist attraction. The 236.7m Seoul Tower sits atop Namsan Mountain (243m), Seoul Tower offers panoramic views of Seoul and the surrounding areas. The view is so stunning that many consider Seoul Tower the best tower in Asia. Thirty years and countless visitors later, as the structure was renamed 'N Seoul Tower.' The letter 'N' stands for the tower's 'new' look, which resulted from a remodeling in Dec 2005.



Freestyle Tour in Seoul

- Our hotel will be located in famous tourist area
- You can visit Insadong, Cheonggyecheon, Dongdaemun, Myung dong or Seoul N Tower on Thursday or Friday night



Muju Ski Resort

- It is one of the most famous mountain peak ski resorts in Korea. Covering an area of over seven million square meters. Nature lovers will particularly enjoy visiting the resort, since it is located in one of Korea's beautiful national parks, and was specially designed to harmonize with its natural surroundings. <http://www.mdysresort.com/>



Muju package

- The package includes
 - Condominium staying, Breakfast, Sauna and Spa (either indoor/ outdoor), Gondola, Snow-sleigh (3 hours)
- The package excludes
 - Lunch, Dinner
 - Ski rental (you can get 50% DC)
- Options
 - You can choose either indoor spa sauna or outdoor spa sauna. Indoor sauna splits male and female. Outdoor sauna includes some indoor spa too. Outdoor sauna needs swimming suit. Please bring your swimming suit or you can rent it at KRW3,000 (RM12).
 - You can choose morning snow-sleigh (3hours) or afternoon snow-sleigh (3hours)

Muju package

■ Condominium

- We have booked 3 condominiums in muju resort for 15 of us. 5-6pax can stay in each condominium according to the muju resort. There are two rooms in the condominium.
- The condo does not have beds, we will sleep on ondol which is traditional Korean style. There are enough bedding (thick) for every one. This type of condo is common and popular in ski-resort in Korea.

Clothing to Wear While at a Ski Resort

■ Clothing to wear

- The most important aspect of dressing for a ski day is layering. Any experienced ski traveler or backcountry skier would recommend dressing in layers to provide warmth, moisture management and the ability to adjust to changing weather.
- Base layers should be made from recognized moisture-wicking materials like wool and polypropylene. Mid layers provide insulation and additional moisture management and outer layers should be waterproof and breathable.

■ Accessories

- A wool or synthetic hat or beanie is an good accessory, a good pair of waterproof ski gloves are another important accessory for the slopes.

Clothing to Wear While at a Ski Resort

■ Sun Protection

- On a cold day in the middle of January, it can be easy to forget about the sun. However, the sun can be equally dangerous in the winter, as the rays not only shine down from the sky, but reflect off the snow onto your skin and eyes.

■ Casual Clothing

- Die hard skiers and snowboarders follow a "Sleep. Eat. Ski. Repeat." cycle on ski vacations. However, for many others, part of the attraction of a ski vacation is enjoying the dining, nightlife, shopping and other activities offered by resort destinations. Given how many articles of clothing are needed for just one ski day, it's easy to forget casual clothing for your time off the slopes. However, you'll want to have warm, comfortable clothes including jeans or pants, sweaters/shirts, waterproof shoes and/or boots, and a casual jacket.

Our previous Seminar

Hands on & Live Surgery



Certificate & Ski resort

